

Online Mathematics Diagnostic Tool (OMDT)

The support tool that will help you succeed

[User Manual](#)

[EN Quick Help Guide](#)

Contents

Overview	
Introduction	
What is OMDT?	
Why OMDT at USP?	
Getting Started	
Locating OMDT on the Web	
Log in	
OMDT Test	
OMDT Quiz	
Modules	
How to attempt it?	
Module_Questionnaire	
Remedial.....	
Remedial Questionnaire.....	
Awards.....	
Help and Support	

Overview

The **University of the South Pacific** was set up in 1968 to educate students from its 12 member countries namely Cook Islands, Republic of Fiji islands, Kiribati, Marshall Islands, Nauru, Niue, Samoa, Solomon Islands, Tokelau, Tonga, Tuvalu and Vanuatu. Research has shown that students from these 12 member countries learn different mathematics curriculum at high school level and take different university entrance exams. Due to these differences the **University of the South Pacific** has developed the **Online Mathematics Diagnostic Tool (OMDT)** to help bridge any numeracy gap that students may have. This is very important for the Faculty because most of its courses have some percentage of mathematics.

Introduction

What is OMDT?

OMDT is a numeracy support tool. It consists of a test that detects if students need help in any area of mathematics. If the need is detected, then students will be provided with the remedial.

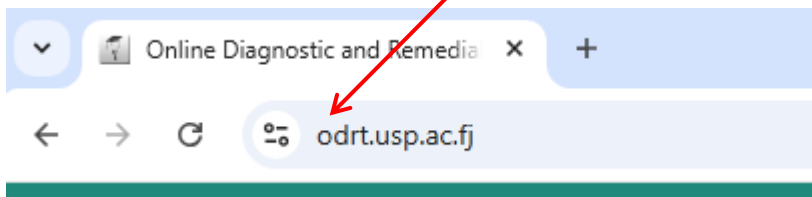
Why OMDT at USP?

All first-year students are required to take the OMDT test before they can register for courses for Semester 1, 2025. Most programmes offered at USP have some percentage of Mathematics in them. OMDT helps to bridge the gap from secondary to tertiary level so that students can cope better with their studies.

Getting Started

Locating OMDT on the Web

1. Open Mozilla Firefox/ Chrome/ Safari/ IE/ or any other browser available on your Computer. [Recommended browser: *Mozilla Firefox*].
2. Enter the URL <https://odrt.usp.ac.fj> in the address bar of the browser and press **Enter**.



Login

3. The following web page will appear on your screen. Login using your USP student ID number and Password to access the OMDT Test.

USP
THE UNIVERSITY OF THE SOUTH PACIFIC

Login into your account

Username / email Password

Forgotten your username or password? Remember username

LOG IN

LOG IN AS A GUEST

Log in using your account on:

GMAIL LOGIN

USP
THE UNIVERSITY OF THE SOUTH PACIFIC


Online Diagnostic and Remedial Tool (ODRT) site host diagnostic and remedial test and modules for students to bridges gaps in knowledge as students transits from secondary to tertiary education

Quick Links
About Us

Contact us
odrt.usp.ac.fj
E-mail: akeshnil.bali@usp.ac.fj

OMDT Test

1. Once you are logged in. you will able to see your ID at the top right corner of your screen. Now you will need to locate your facilities **OMDT: Online Mathematics Diagnostic Tool** course on the home page. Different OMDT is assigned to different facilities. For instance, if you are enrolled under **STEMP** and **SAGEONS**, then you need to select **OMDT01: Online Mathematics Diagnostic Tool (SCIENCE)** and if you are under **SAFE, SBM, SoLaSS** and **SPACE** then you will select **OMDT02: Online Mathematics Diagnostic Tool (Non-SCIENCE)**



OMDT

The OMDT is COMPULSORY to all new Bachelor Degree Students. These students are required to take the OMDT before they can progress to their 2nd year studies.



ENGLISH FOR ENGINEERING (E4E)

To meet the benchmarked standard of English, the School of Engineering requires all Engineering students to complete the: Diagnostic test and required remedial modules Year 1 Diagnostic Test: 1. Report Writing Modules 2. Remedial Module



TENSE BUSTER

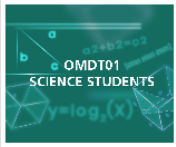
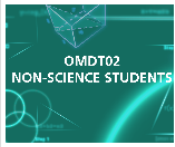


Everything a learner needs to master English grammar. Tense Buster teaches functional, engaging grammar and includes listening, pronunciation, and vocabulary elements.

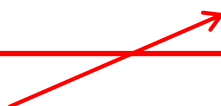


CLARITY PLACEMENT TEST

The Dynamic Placement Test takes the hard work out of determining each test taker's CEFR level. It's instant. It's accurate. It's reliable. gives results in just 30 minutes. The results are delivered to you online, with a fine-tuned numeric score. It's instant. It's accurate. It's reliable.

Available courses

 <p>OMDT01: Online Mathematics Diagnostic Tool (SCIENCE) 2025</p>	 <p>OMDT02: Online Mathematics Diagnostic Tool (Non-SCIENCE) 2025</p>	 <p>USP Numeracy Resource Repository (NRR)</p>	 <p>Student Experience Survey</p>
--	--	--	--



2. If you cannot locate the list of Courses then click **“Home”** button that is located left hand side of the page.



3. Now you are in the OMDT Course shell. Please read the information and watch the video on this page about how to take the test. Note that the test will only open up if you complete reading all the information and watching the video on this page.

USP THE UNIVERSITY OF THE SOUTH PACIFIC

OMDT01: Online Mathematics Diagnostic Tool (SCIENCE) 2025

Home / Courses / Year 2025 / OMDT01_2025

The Online Mathematics Diagnostic Tool

OMDT is a numeracy support tool. It consist of a test which detects if students need help in any area of mathematics. If the need is detected then students will be provided with the remedial.

What to expect in OMDT?

- 40 multiple choice questions
- 5 modules: Algebra, Functions, Differentiation, Integration, Statistics & Probability

Meet The Staff

Details about the staff for this course. Contact the following for any queries.

Note

Important

- Starts on 5th February 2025
- All new first-year degree students will be required to attempt the FREE Online Mathematics Diagnostic Tool (OMDT) test in order to progress to 2nd year degree studies.
- OMDT is a 75 minutes test

Navigation

OMDT Quiz

You can start you quiz after looking at procedures in OMDT. Click on the link call “PROCEEDURES In DOING OMDT” located below video.

Note:

Once you have looked at OMDT procedures, the box will be checked in. This indicates that you can proceed further.

OMDT Information Space

OMDT@USP 2016

BULA ROHINI

0:02 / 2:47

PROCEEDURES In DOING OMDT

Follow the procedures strictly in order to successfully complete OMDT

Post your queries here?


Modules


There are total of 5 modules to attempt. In order to attempt next module, you need to complete and submit preceding module.


PROCEDURES In DOING OMDT

Follow the procedures strictly in order to successfully complete OMDT


Thanks for reading the procedures. Locate the Module 1 block to begin the test. All the best




 OMDT Manual

 Post your queries here?

MODULE 01


Algebra 


 Algebra Test

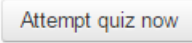
How to attempt it?

1. Click on the given link under each module to start your test.

MODULE 01

Algebra 

 Algebra Test

2. Once you have clicked it then you will be able to see quiz instructions on your screen. After reading it, hit  button to proceed.

Algebra Test

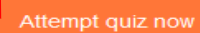
This quiz tests your knowledge on **Algebra**.

QUIZ INSTRUCTIONS:

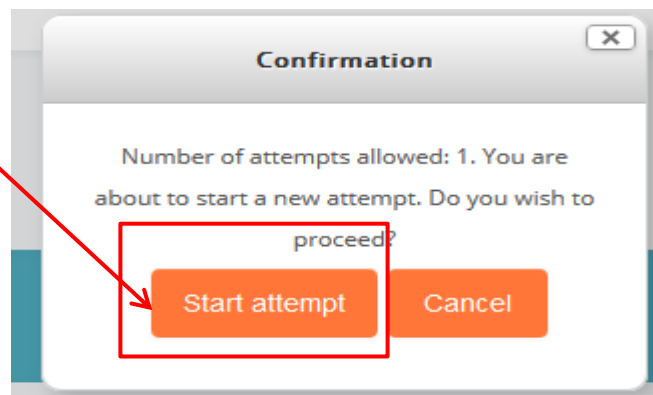
- There are 8 questions in this quiz.
- You have 15 minutes to do this quiz.
- You **ONLY** get 1 attempt.
- You must achieve at least 50% to pass this test and earn 2 star.

GOOD LUCK 😊

Attempts allowed: 1



3. The following pop-up message will appear for confirmation. Click “Start attempt” to continue.



4. As soon as you start the attempt. You will be able to see question on screen. At the left corner of your screen you will see a box called **QUIZ NAVIGATION**, this will allow you to navigate through the quiz.

Once you select an option, click *next*

Dashboard > Semester 2, 2016 > OMDT_201603 > MODULE 01 > Algebra Test

QUIZ NAVIGATION

1 2 3 4 5 6 7 8

Finish attempt ...

Question 1
Not yet answered
Marked out of 2.50
Flag question

Find the equation of the line passing through the points (3, 2) and (-1, 0).

Select one:

A. $x + 2y = -1$

B. $x - 2y = 1$

C. $x + 2y = 1$

D. $x - 2y = -1$

Question 2
Not yet answered
Marked out of 2.50
Flag question

Solve for x : $3^x = 27$

Select one:

A. $x = 0.33$

B. $x = 1.33$

C. $x = 3$

D. $x = 3.33$

Next

5. After attempting all the questions, press “Finish attempt” link located in the quiz navigation box then you will be able to see “summary of attempt”. Click “submit all and finish” to finish the test.

Algebra Test

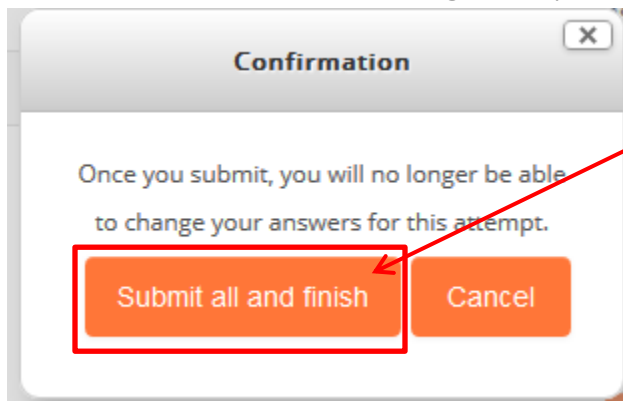
Summary of attempt

Question	Status
1	Answer saved
2	Answer saved
3	Answer saved
4	Answer saved
5	Answer saved
6	Answer saved
7	Answer saved
8	Answer saved

Return to attempt

Submit all and finish

6. Pop-up message will appear to confirm the submission. Again click “Submit all and finish” to grade your attempt.



Note: once you submit, you will no longer be able to change your answers for this attempt.

7. You will then able to see your quiz marks. Click “ Back to course” to move to next module.

Algebra Test

This quiz tests your knowledge on **Algebra**.

QUIZ INSTRUCTIONS:

- There are 8 questions in this quiz.
- You have 15 minutes to do this quiz.
- You **ONLY** get 1 attempt.
- You must achieve at least 50% to pass this test and earn 2 star.

GOOD LUCK 😊

Attempts allowed: 1

Summary of your previous attempts

State	Grade / 20.00	Review	Feedback
Finished Submitted Thursday, 25 August 2016, 12:05 PM	2.50		Click on the "Back to course" button to begin the next stage.

Your final grade for this quiz is 2.50/20.00.

Overall feedback

Click on the "Back to course" button to begin the next stage.

No more attempts are allowed




8. If you fail any of the modules, warning will appear under that module.

MODULE 01

Algebra



 Algebra Test



Warning! Looks like you need some help in this particular topic. Your remedial will be available to you upon completion of all 5 stages of this test.

You should now proceed to [Module 2: Functions](#)

Don't panic... your **free** remedial will be available to you upon completion of all 5 stages of test.

9. Module Questionnaire


After completing the test fill in the questionnaire to give feedback. This questionnaire will only take 5 minutes of your time. Your feedback is valuable and will help you and guide you.

Click the image to continue.

Questionnaire

Please fill in this questionnaire upon completion of the online test to get your Certificate.

**Fill in your Questionnaire NOW
click the image to continue**



If you pass all the modules, proceed to claim your certificate which means you have finished the OMDT.

10. Remedial

If you fail any of the modules, warning will appear under that module. Don't panic... your free remedial will be available to you upon completion of all 5 modules. **Now scroll down to see the Remedial for the failed modules. And click enter" and "start" to begin remedial**

Integration Remedial

Info Reports

Integration Remedial
Number of attempts allowed: 2
Number of attempts you have made: 0
Grading method: Highest attempt
Grade reported: None

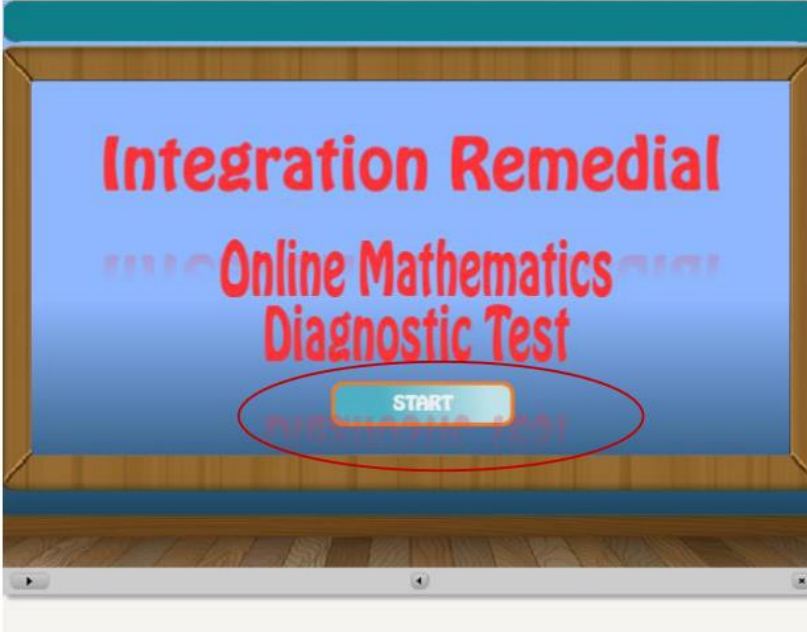
Mode: Preview Normal

Enter

Integration Remedial

Captivate E-Learning Course

Course Object: site



Follow instructions to complete the remedial. You will only know that you have completed the remedial once the following screen appears.



11. Remedial Questionnaire

Now fill in the Remedial Questionnaire and proceed to attempt Retest for your failed modules.

Questionnaire for Remedial

Please fill in this Questionnaire upon completion of the Remedial and online Re-test to get your Certificate.

Fill in your Questionnaire NOW
click the image to continue



12. Awards

Upon successful completion of OMDT, you will be awarded certificate, Badge & Transcript. Scroll down to the bottom of the page and click on certificate, badge and transcript to download your awards.

Awards

Congratulations, you have been awarded with a OMDT certificate, Transcript and Badge!

Your level of attainment is based on the following:

78+ Distinction

64-77 Credit

50-63 Pass

0-49 Participation



Certificate Award



Badge Award



13. Help and Support

If you have any queries or questions about the OMDT, or if you wish to report a problem, please email or call one of the following people. Your call will be received by one of the OMDT team member.

Mr. Akeshnil Bali

OMDT Coordinator

School of Information Technology,
Engineering, Mathematics and Physics
(STEMP)

Engineering and Physics
Email: akeshnil.bali@usp.ac.fj

Phone: (+679) 3231692

Mr. Ram Singh Jnr

Student Learning Specialist

Email: ram.singhjnr@usp.ac.fj
Phone: (+679) 3237167

